

**STRION® 2020 RECHARGEABLE, MULTI-FUNCTION FLASHLIGHT**


Strion 2020 - 120V/100V AC/12V DC 1 Holder.....	#74431
Strion 2020 - 230V AC/12V DC - 1 Holder.....	#74432
Strion 2020 - 240V AC/12V DC - 1 Holder.....	#74433
Strion 2020 - 120V/100V AC/12V DC PiggyBack®.....	#74435
Strion 2020 - 12V DC.....	#74434
Strion 2020 - WITHOUT CHARGER.....	#74430

- Intuitive mode switch for easy selection of High, Medium or Low - "Set and forget it" - no need to cycle through the settings to get to the desired mode
  - High: 1,200 lumens; 28,000 candela; 335m beam; runs 1.75 hours
  - Medium: 460 lumens; 10,000 candela; 200m beam; runs 5.5 hours
  - Low: 120 lumens; 3,000 candela; 110m beam; runs 12 hours
  - Strobe for disorienting or signaling: runs 3.5 hours
- Features independently functioning head-mounted and tail switches
  - Battery status indicator
- Uses Li-Ion rechargeable battery; Charge with existing Strion® chargers
- Anodized aluminum construction; chemical-resistant, gasket-sealed acrylic lens
- IPX7 waterproof; 2m impact resistance tested
- 6.33" (16.1 cm); 5.7 oz. (161.6 g)

**TLR-6® HL RECHARGEABLE GUN-MOUNTED LIGHT WITH RED OR GREEN LASER**


TLR-6 HL with Red Laser - Includes (3) SL-B2™ batteries (one inside of light and two in the charger)		TLR-6 HL G with Green Laser - includes (3) SL-B2™ batteries (one inside of light and two in the charger)	
TLR-6 HL (GLOCK® 42/43) - Black	#69340	TLR-6 HL G (GLOCK® 42/43) - Black	#69350
TLR-6 HL (GLOCK® 42/43) - Flat Dark Earth	#69341	TLR-6 HL G (GLOCK® 42/43) - Flat Dark Earth	#69351
TLR-6 HL (GLOCK® Rail Mount) - Black	#69343	TLR-6 HL G (GLOCK® Rail Mount) - Black	#69353
TLR-6 HL (SIG SAUER® P365®) - Black	#69344	TLR-6 HL G (SIG SAUER® P365®) - Black	#69354
TLR-6 HL (M&P® Shield™ 40/9) - Black	#69342	TLR-6 HL G (M&P® Shield™ 40/9) - Black	#69352

- White LED produces 300 lumens; 130m beam distance; runs 20 minutes; runs 9 hours (red laser only); runs 5 hours (green laser only)
- 640-660nm red laser or 510-530nm green laser
- Ambidextrous switching (push-button on both sides)
- Batteries can be replaced with light mounted on gun; uses one SL-B2™ lithium battery (3 batteries included)
- Durable, impact-resistant polymer construction; IPX4 water-resistant; 1m impact resistance tested
- 2.5" (6.35 cm); 1.12 oz. (31.8g)

**TLR-7® X USB // TLR-7® X ULTRA LIGHTWEIGHT, RECHARGEABLE LOW-PROFILE GUN-MOUNTED LIGHT**


TLR-7 X - includes interchangeable high and low paddle switches, rail locating keys and one CR123A lithium battery - Black.....	#69424
TLR-7 X - includes interchangeable high and low paddle switches, rail locating keys and one CR123A lithium battery - FDE.....	#69429
TLR-7 X USB - includes interchangeable high and low paddle switches, rail locating keys and one CR123A lithium battery - Black.....	#69455
TLR-7 X USB - includes interchangeable high and low paddle switches, rail locating keys and one CR123A lithium battery - FDE.....	#69456

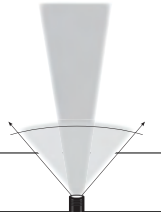
- Multi-fuel: Uses one SL-B9™ USB rechargeable lithium-ion battery pack or one CR123A lithium battery
- 500 lumens; 5,000 candela; 140m beam; runs 1.5 hours (CR123A); runs 1 hour (SL-B9™)
- Customized ambidextrous switches - high for higher grip style, low for lower grip style
- User-enabled strobe function
- "Safe off" feature prevents accidental activation, saves batteries
- Rail clamp system securely attaches/detaches quickly and safely with no tools and without putting your hands in front of muzzle
  - Securely fits a broad range of guns
- IPX7 waterproof to 1m for 30 mins
- 2.58" (6.55 cm); 2.64 oz. (75g) with SL-B9 battery pack

## PROTAC® RAIL MOUNT HL-X PRO HIGH CANDELA LONG GUN LIGHT



ProTac Rail Mount HL-X Pro – Jack-Cap, M-LOK Kit, Momentary Switch, 2 CR123A Batteries – Box.....	#88126
ProTac Rail Mount HL-X Pro USB – Jack-Cap, M-LOK Kit, Momentary Switch, SL-B26 USB Battery, micro-USB Cord – Box.....	#88127
ProTac Rail Mount HL-X Pro - Light Only – Jack-Cap, M-LOK Kit, 2 CR123A Batteries – Box .....	#88128
ProTac Rail Mount HL-X Pro USB - Light Only – Jack-Cap, M-LOK Kit, SL-B26 USB Battery, micro-USB Cord – Box.....	#88129
Jack-Cap™ .....	#88130

- TEN-TAP® programming allows for selection of three different operating programs: 1) high/strobe 2) high only 3) low/high
  - High: 1,000 lumens; **50,000 candela**; 447m beam distance; runs 1.75 hours (SL-B26); 1.25 hours (CR123A)
  - Low: 60 lumens; 3,100 candela; 111m beam distance; runs 24 hours (SL-B26); runs 21 hours (CR123A)
  - Strobe: runs 3.5 hours (SL-B26); runs 2.5 hours (CR123A)
- Jack-Cap™ tail switch offers operational switch redundancy, featuring both a push-button switch and a port for a remote pressure switch
- System includes remote pressure switch, Jack-Cap, remote retaining clips, double-sided tape, zip ties, and M-LOK® mount
- Integrated rail clamp attaches to MIL-STD-1913 (Picatinny) rails
- IP67-rated without remote switch installed (waterproof to 1 meter for 30 minutes); IP54-rated with remote pressure switch installed (water-resistant)
- Multi-Fuel: Uses one (1) Streamlight SL-B26® protected Li-Ion USB rechargeable battery pack; also accepts two (2) CR123A lithium batteries
- Glass lens with anti-reflective coating; gasket-sealed
- 5.43" (13.8 cm); 7.2 oz. (204.1 g) with SL-B26® battery pack

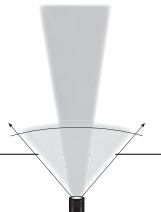


## TLR® RM 1 HIGH CANDELA LONG GUN LIGHT



TLR RM 1 - System - includes remote pressure switch, key kit and CR123A lithium battery.....	#69440
TLR RM 1 - Light Only - includes key kit and CR123A lithium battery .....	#69441
TLR RM 1 - with Dual Remote Switch - includes key kit and CR123A lithium battery .....	#69442

- White LED illuminator produces 500 lumens; 11,000 candela; 210m beam; runs 1.5 hours; runs 3 hours (strobe)
- Features HPL face cap for a longer reaching, tighter beam - produces more candela while maintaining the lumen output
- Independently operating push-button switch or remote pressure switch
  - Remote pressure switch exits at 90° providing improved wire routing option while preserving rail space
- "Safe off" feature prevents accidental activation; saves batteries
- Securely attaches to long guns with MIL Standard 1913 Rails
- Kit includes everything you need to mount to your long gun (remote pressure switch kit, key kit)
- Powered by one CR123A lithium battery (included)
- IPX7; waterproof to 1 meter for 30 minutes
- 3.64" (9.25 cm); 3.02 oz. (85.6 g)



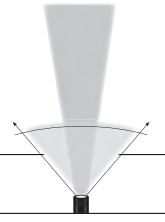
## TLR® RM 1 LASER HIGH CANDELA LONG GUN LIGHT WITH INTEGRATED RED OR GREEN LASER



TLR RM 1 Laser-R - System - includes remote pressure switch, key kit and CR123A lithium battery.....	#69445
TLR RM 1 Laser-R - Light Only - includes key kit and CR123A lithium battery .....	#69446
TLR RM 1 Laser-G - System - includes remote pressure switch, key kit and CR123A lithium battery.....	#69443
TLR RM 1 Laser-G - Light Only - includes key kit and CR123A lithium battery .....	#69444

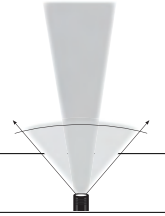
- White LED illuminator and integrated 640-660nm red laser or 510-530nm green laser
- 500 lumens; 11,000 candela; 210m beam; runs 1.5 hours (LED only or LED/Laser); runs 60 hours (Red Laser only); runs 11 hours (Green Laser only); runs 3 hours (strobe)
- Mode selector toggle switch for Laser only, Light only or Light/Laser combo
- Features HPL face cap for a longer reaching, tighter beam - produces more candela while maintaining the lumen output
- Independently operating push-button switch or remote pressure switch
  - Remote pressure switch exits at 90° providing improved wire routing option while preserving rail space
- "Safe off" feature prevents accidental activation; saves batteries
- Securely attaches to long guns with MIL Standard 1913 Rails
- Kit includes everything you need to mount to your long gun (remote pressure switch kit, key kit)
- Powered by one CR123A lithium battery (included)
- IPX4; water-resistant
- 3.64" (9.25 cm); 3.24 oz (91.9 g)

## TLR<sup>®</sup> RM 2 HIGH CANDELA LONG GUN LIGHT



**TLR RM 2 - System - includes remote pressure switch, key kit and CR123A lithium battery**.....#69450  
**TLR RM 2 - Light Only - includes key kit and CR123A lithium batteries**.....#69451

- White LED illuminator produces 1,000 lumens; 22,000 candela; 297m beam; runs 1.5 hours; runs 3 hours (strobe)
- Features HPL face cap for a longer reaching, tighter beam - produces more candela while maintaining the lumen output
- Independently operating push-button switch or remote pressure switch
  - Remote pressure switch exits at 90° providing improved wire routing option while preserving rail space
- “Safe off” feature prevents accidental activation; saves batteries
- Securely attaches to long guns with MIL Standard 1913 Rails
- Kit includes everything you need to mount to your long gun (remote pressure switch kit, key kit)
- Powered by two CR123A lithium batteries (included)
- IPX7; waterproof to 1 meter for 30 minutes
- 4.97” (12.62 cm); 4.68 oz. (132.7 g)



## TLR<sup>®</sup> RM 2 LASER HIGH CANDELA LONG GUN LIGHT WITH INTEGRATED RED OR GREEN LASER



**TLR RM 2 Laser-R - System - includes remote pressure switch, key kit and CR123A lithium batteries**.....#69447  
**TLR RM 2 Laser-R - Light Only - includes key kit and CR123A lithium batteries** .....#69448

**TLR RM 2 Laser-G - System - includes remote pressure switch, key kit and CR123A lithium batteries**.....#69453  
**TLR RM 2 Laser-G - Light Only - includes key kit and CR123A lithium batteries** .....#69454

- White LED illuminator and integrated 640-660nm red laser or 510-530nm green laser
- 1,000 lumens; 22,000 candela; 297m beam; runs 1.5 hours (LED only or LED/Laser); runs 60 hours (Red Laser only); runs 11 hours (Green Laser only); runs 3 hours (strobe)
- Mode selector toggle switch for Laser only, Light only or Light/Laser combo
- Features HPL face cap for a longer reaching, tighter beam - produces more candela while maintaining the lumen output
- Independently operating push-button switch or remote pressure switch
  - Remote pressure switch exits at 90° providing improved wire routing option while preserving rail space
- “Safe off” feature prevents accidental activation; saves batteries
- Securely attaches to long guns with MIL Standard 1913 Rails
- Kit includes everything you need to mount to your long gun (remote pressure switch kit, key kit)
- Powered by two CR123A lithium batteries (included)
- IPX4; water-resistant
- 4.97” (12.6 cm); 5.11 oz. (144.7 g)

## SPEEDLOCKER<sup>®</sup> PERSONAL, PORTABLE STORAGE CONTAINER



**SpeedLocker - Includes padlock, cable and Allen key - Black**.....#59000

- Securely lock and store personal items
- 31 mechanical user-programmable lock combinations
- No batteries or power source required
- Fits various compact firearm models
- Air travel suitable when used with supplied padlock
- Includes 3ft (91.44 cm) security cable
- Rugged hard shell polymer construction; water-resistant
- External - Length: 12.4” (31.5 cm); Width: 8.2” (20.8 cm); Height: 2.78” (7.1 cm)
- Internal - Length: 8.0” (20.3 cm); Width: 7.1” (18.0 cm)



*Notice: The SpeedLocker is not an approved firearm safe. It is the user's responsibility to determine the suitability for the specific situation and need.*

# WEDGE<sup>®</sup> XT ULTRA-COMPACT, RECHARGEABLE EDC FLASHLIGHT


Wedge XT - Includes USB-C cord, lanyard - Box - Black .....#88812  
 Wedge XT - Includes USB-C cord, lanyard - Box - Coyote .....#88813



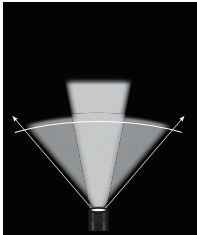
- High and low modes:
  - High: 500 lumens; 1,900 candela; 87m beam distance; runs 2 hours
  - Low: 50 lumens; 200 candela; 28m beam distance; runs 11 hours
- Push-button tail switch for easy, one-handed use
- USB-C rechargeable lithium polymer battery; charges in 6 hours
- FIVE-TAP™ lockout of the switch prevents the light from turning on inside your pocket or bag
- TEN-TAP® programmable to allow for selection of two different operating modes: High/low (factory default) or low/high
- Durable, anodized aluminum construction; polycarbonate lens
- IPX7 waterproof to 1m; 1-meter impact resistance tested
- Length: 4.25" (10.8 cm); Weight: 2.62 oz (74.3 g)
- Includes pocket lanyard and USB-C cord

## Understanding Streamlight Gun Light Beam Patterns

**Tradition Series:** Meant for general, multi-purpose use, these lights are designed for the broadest range of lighting applications at the best value.

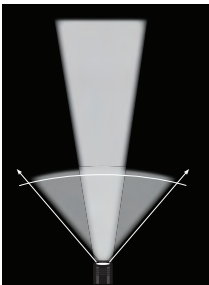


Performance Characteristics	Examples of Available Products	
<ul style="list-style-type: none"> <li>• Optimal balance of candela and lumens - the beam pattern most people expect out of a quality flashlight</li> <li>• Very good all-around use, broadest range of lighting applications</li> <li>• Good focus and arc/periphery light</li> <li>• Longest regulated run times</li> <li>• The best value</li> </ul>	<ul style="list-style-type: none"> <li>• TLR-1<sup>®</sup>/TLR-1<sup>®</sup>s</li> <li>• TLR-2<sup>®</sup>/TLR-2<sup>®</sup>s</li> <li>• TLR-3<sup>®</sup></li> <li>• TLR-4<sup>®</sup></li> <li>• TLR-6<sup>®</sup></li> <li>• TLR-7<sup>®</sup>X</li> <li>• TLR-7<sup>®</sup>sub</li> </ul>	<ul style="list-style-type: none"> <li>• TLR-7<sup>®</sup> Contour Remote</li> <li>• TLR-8<sup>®</sup> A/TLR-8<sup>®</sup> A G</li> <li>• TLR-8<sup>®</sup>sub/TLR-8<sup>®</sup> Gsub</li> <li>• TLR-9<sup>®</sup></li> <li>• TLR-10<sup>®</sup>/TLR-10<sup>®</sup> G</li> <li>• ProTac<sup>®</sup> Rail Mount 1</li> <li>• ProTac<sup>®</sup> Rail Mount 2</li> </ul>



**High Lumen (HL):** Gives you maximum illumination, providing full situational awareness by delivering extraordinary brightness in a wide beam pattern. These lights are ideal for smaller areas where you need a lot of light, but not an exceptionally long reach.

Performance Characteristics	Examples of Available Products	
<ul style="list-style-type: none"> <li>• High lumen beam</li> <li>• Delivers maximum illumination - a broader beam pattern with a wider center spot</li> <li>• Provides a good level of candela</li> <li>• Ideal for room search, illuminating an entire vehicle</li> </ul>	<ul style="list-style-type: none"> <li>• TLR-1 HL<sup>®</sup></li> <li>• TLR-2 HL<sup>®</sup></li> <li>• TLR-6 HL<sup>®</sup></li> </ul>	<ul style="list-style-type: none"> <li>• ProTac<sup>®</sup> Rail Mount HL-X</li> <li>• ProTac<sup>®</sup> Rail Mount HL-X Pro</li> <li>• ProTac<sup>®</sup> Rail Mount HL-X Laser</li> <li>• ProTac<sup>®</sup> 2.0 Rail Mount</li> </ul>



**High Performance High Lumen (HPL):** A good choice for down-range applications requiring optimal beam distance, as these flashlights throw light a long distance and feature a higher lumen output.

Performance Characteristics	Examples of Available Products	
<ul style="list-style-type: none"> <li>• High-candela beam</li> <li>• Tight focused center spot for greater down-range light</li> <li>• Sheds a bright peripheral beam</li> <li>• More light on your target at a distance</li> </ul>	<ul style="list-style-type: none"> <li>• TLR-1 HPL<sup>®</sup></li> <li>• TLR<sup>®</sup> RM 1/ TLR<sup>®</sup> RM 1 Laser</li> <li>• TLR<sup>®</sup> RM 2/ TLR<sup>®</sup> RM 2 Laser</li> </ul>	