











VULCAN CLUTCH® RECHARGEABLE LANTERN

- DESCRIPTION:** The Vulcan Clutch® is a rechargeable, multi-function lantern featuring a clamping handle, swivel neck with articulating head, the latest in power LED technology for extreme brightness, and two (2) ultra-bright blue safety taillight LEDs for rear visibility. The large tactile push-button switch is easy to use with gloves and also provides programmable access to various modes of operation.
- CASE MATERIAL:** Housing made from high-impact, super tough nylon offering exceptional durability. Available in international safety orange and safety yellow with a rubberized cushioned-grip handle. Rotating head constructed from high grade aluminum incased in super tough nylon.
- DIMENSIONS:** Length: 9.39 in (23.85 cm) Width: 4.60 in (11.68 cm) Height: 6.40 in (16.26 cm)
- WEIGHT:** 2.84 lbs. (1288 g) with battery
- LENS:** Unbreakable polycarbonate with scratch-resistant coating. Gasket sealed.
- LIGHT SOURCE:** Three (3) white high-power LEDs impervious to shock with a 50,000-hour lifetime
Two (2) ultra-bright blue LEDs
- LIGHT OUTPUT:** See chart. Three (3) deep-dish parabolic reflectors produce a tight beam with optimum peripheral illumination. Optimized electronics provide regulated intensity.
- ON/OFF:** Press and release for high mode, press and release again for off. Press and hold for low, flashing, and programmable taillight mode; Taillight flashing (factory default), on, or off.
- RUN TIME:** See chart. 25 hours of flashing mode. All claims to 10% of initial lumen output.
- BATTERY:** Rechargeable 7.4V 5.2Ahr Lithium-Ion battery. Fully recharges in 5 hours.
- FEATURES:**
- 


 - IPX7-rated design; waterproof to 1 meter for 30 minutes
 - 2-meter impact resistance tested
 - Versatile clamping handle
 - 340-degree rotating head with hinges at the top, provides multi-directional lighting
 - 20-degree downcast head for footpath lighting
 - Battery status indicator
 - Quick install charge rack fits same footprint as LiteBox®, Vulcan®, and Vulcan® 180 series
 - Large multi-function, push-button switch easy to use with glove hands
 - Serialized for positive identification
- MODELS:** Standard System - Vulcan Clutch® quick install charging rack and both AC and DC chargers
Vehicle Mount System - Vulcan Clutch® quick install charging rack and heavy-duty direct wire cord
Includes quick release buckle strap on orange model and heavy-duty strap on yellow model
- PPROVALS:**  Meets applicable United Kingdom and European Community Directives
 Meets requirements of NFPA 1901-14.1.10.2 (2016) mounted in any position
 CEC Compliant
 Federal Communications Commission Compliant
- WARRANTY:** Streamlight's Limited Lifetime Warranty
- ACCESSORIES:** 100V, 120V, 230V, or 240V AC (home) and 12VDC (automobile) charger cords

	FL1 STANDARD	HIGH	LOW
OUTPUT		1700 LUMENS	380 LUMENS
RUNTIME		6h 30min	18h
DISTANCE		520m	245m
INTENSITY		67,500cd	15,000cd